



L jib creative VER: 42.80

WORKSHOPS

- CONCEPTS STAMPING -

THANK YOU

for joining me in the
CONCEPTS STAMPING workshop!

I hope to nurture creativity in others and to leave
them with a desire to share their joy far and wide!

It is my mission to empower you with
- CREATIVE CONFIDENCE -

and the ability to create with reckless abandon.

If you only take one thing away from today's
workshop I hope it is a sense of pride; knowing you
are Creative, unique and have a gift that is
inspirational to so many!

Please use this *Class Companion* in whichever ways
you feel necessary to better your learning experience.
If you need to jot notes in here, scribble over some
pages or tear something out, please feel free and
encouraged to do so.


Thank you again, for allowing me the chance to share
with you a part of my life that brings me so much
fulfillment and joy.






CONCEPT STAMPING




When I think of stamping I think of piles and piles of wooden blocks and sentiments that I might use once per year. I've always loved to play with stamps but never overcome the guilt associated with collecting and barely using them. When I first designed my stamp sets I decided to approach them from an art journaling perspective, and create stamps that I could use over and over again with open ended results. This led to stamps that I would use as blueprints to jumpstart my illustration process. Cut to now and I have a specific stamp set for conceptualizing and creating fully finished artworks. This *Class Companion* is designed to get you familiar with the process of “collage stamping” your concepts so don't be afraid to really dive in!






















- what you create is limited only by your imagination -











all "jlbCREATIVE WORKSHOPS" course work and "Class Companions" content
© jameslukeburkeCREATIVE
for personal use only