


POCKET PALS




secretarial




Standard pocket with 3 sides glued to the journal and diagonal pocket to store ephemera. Most standard way to create a pocket for your journal.

envelope




Envelope glued to page for concealed/personal ephemera. Glue whole back or only 3 sides to use the space behind the envelope as an extra pocket.

concealed



Great for a postbox or the vending machines from my journal - all sides glued to journal page with a section above opening left un-glued to tuck ephemera into.

pigeon hole




Small strips with glue placed horizontally to create a small and tight opening that leaves most of the ephemera exposed. Good for ticket stubs and strips of ephemera.

literal



Specific, but fun, an actual pocket to store ephemera in. Slice into page and glue a patch over the slice on the back of the page. Tuck ephemera into the pocket.



Back of page - glue all 4 sides of patch to journal over the slice leaving enough room for ephemera to tuck into.