



EXPRESSIONS

notes


Below are the expressions completed in the Video Tutorial. When it comes to building unique expressions into your faces, I find it easier to focus on three key places: eyebrows, eyelids and mouth. Adjusting the composition of these three elements will reveal a myriad of expressions, with slight tweaks adding subtle nuances. Don't be afraid to exaggerate your shapes for more obvious expression, and play with subtlety to build mystery.




Closely follows original face map.
Rounded lids, resting eyebrows mimic lid shape. Slight smile.




Eyelid cuts half way through eye shape.
Inner smile line more exaggerated.




Eyebrows flattened off.
Eyelid cuts flat through eye shape.
Expressionless inner mouth line.




Eyebrows heavily arched and exaggerated.
Top eyelid crease moved slightly upwards.
All other features same as example on left.




Eyelid slanted upwards and pinched outwards.
Heavily angled eyebrows.
Eyelid crease close to eye.
Slight smile line in mouth.




Eyebrows smaller, stronger arch and lifted higher.
Small pupils in eye, more negative space in eyeball.
Puckered, smaller mouth.




Eyebrows angled in and upwards.
Eyelid crease higher.
Puckered, small mouth, without corner smile details.




Eyebrows lower, heavier angled towards eyelid.
Eyelid shape sloped down towards outside.
Exaggerated sad inner mouth line.



Lower eyelid lifted into eye shape.
Expressionless mouth.



Eyes closed. Eyelid crease and eyebrows lifted higher.
Subtle smile line.



Eyebrows exaggerated and angled differently.
Pupil moved to corners of eye shape.
Model Mouth pout.



Eyebrows connected and exaggerated.
Eye shape tilted and pinched to cat-eye effect.
Large Model Mouth pout.